

PRODUCT MANUAL

# QUICK FIST MOUNT KIT



PART NUMBER: RBO12973  
RAZORBACKOFFROAD.COM

# TABLE OF CONTENTS

---

**INTRODUCTION.....PG 3**

**WARRANTY INFORMATION..... PG 4**

**HARDWARE INFORMATION ..... PG 8**

**SAFTEY INFORMATION ..... PG 9**

**INSTALLATION ..... PG 10**

**MAINTENANCE ..... PG 11**

**REGISTRATION ..... PG 12**

# INTRODUCTION

Everyone here at Razorback Offroad® would like to thank you for your recent purchase of one of our products and tell you congratulations! Our passion is to provide our customers with the best products and parts money can buy, proudly made here in Mountain Home, Idaho! Without support from valued customers such as yourselves, our business, as well as the people who work for it, wouldn't survive. We hope you find our products useful and get the most out of every experience with them. Thank you!



## ATTENTION

This manual should be read carefully. It contains important information that needs to be fully understood and followed in order to ensure that the Razorback Offroad® products discussed in this manual are used properly so as to ensure the safety of all persons (e.g., operators, customers, bystanders).

### MIXING & MATCHING PRODUCTS

- Only use Razorback Offroad brand replacement parts for your Razorback Offroad products.

### ALWAYS FOLLOW STATE & LOCAL GUIDELINES!

### SECUREMENT

*It is the driver's / operator's responsibility to ensure that nothing can come loose from any part of their vehicle. It is the operator's responsibility to make sure that all items are in good working order and are properly secured!*

### MODIFICATION

***DO NOT** modify or tamper with any RBO product. Doing so will void any applicable warranty and may result in serious injury or death. • Warranties will be voided if any RBO Product is modified or tampered with!*

### INSPECTION

*RBO requires that each operator of a vehicle perform a detailed circle check before and after each use of the vehicle. This inspection must include the power unit, the vehicle, and all items installed on the vehicle.*

- Do not take chances with your life or other people's lives. Make sure all items are secured and in safe working order.
- Always inspect products for any signs of paint cracking, metal fatigue or premature wear.
- Maintain a visual inspection along with grabbing the product and wiggling or pulling on it to make sure there is no way anything can become dislodged from the machine.
- Remove from service immediately if repairs are needed. Do not take chances.

### WARNING

*Operating, servicing, and maintaining a passenger vehicle or off-road vehicle can expose you to chemicals including engine exhaust, carbon monoxide, phthalates, and lead, which are known to the State of California to cause cancer and birth defects or other reproductive harm. To minimize exposure, avoid breathing exhaust, do not idle the engine except as necessary, service your vehicle in a well-ventilated area, and wear gloves or wash your hands frequently when servicing your vehicle.*

*For more information go to [www.P65Warnings.ca.gov/passenger-vehicle](http://www.P65Warnings.ca.gov/passenger-vehicle)*

# WARRANTY INFORMATION

## Limitation on Warranty

Inventive Edge, LLC daba Razorback Offroad® (RBO) warrants to the original purchaser that each new Razorback Offroad® (RBO) product will be free from defects in material and workmanship for a period of twelve (12) months from date of purchase. The purchaser must promptly notify RBO in writing of any failure in material or workmanship. In no event shall RBO accept such notification later than twelve (12) months from the date placed in service.

RBO's obligation under this warranty, statutory or otherwise, is limited to the repair or replacement at the RBO factory, or at a point designated by RBO, of such part or parts as shall appear upon inspection by RBO to be defective in material or workmanship. In no event shall RBO accept such notification later than twelve (12) months from date of purchase. This warranty is not transferable.

Except as expressly set forth in this warranty, RBO makes no other warranty, express or implied, and hereby disclaims all other warranties including, but not limited to, the implied warranties of merchantability and fitness for a particular purpose. RBO shall in no event be liable for claimed downtime, claimed loss of profits or goodwill, or any other special, incidental, indirect, or consequential damages concerning or relating to any product or parts, whether based on negligence, strict liability, breach of contract, breach of warranty, misrepresentation, or any other legal theory, regardless of whether the loss resulted from any general or particular requirement which RBO knew or had reason to know about at the time of sale.

RBO makes no warranty, express or implied, as to the finished products manufactured or supplied by another manufacturer and supplied by RBO to the purchaser, including, but not limited to, any item to which an RBO product may be affixed or any accessories, and RBO expressly disclaims any implied warranties of merchantability and fitness for a particular purpose as to such equipment or products. This language shall in no way affect or diminish the rights of the purchaser to rely on such warranties as are extended by such manufacturers or supplies. RBO shall, to the extent permitted under applicable law, pass on to the purchaser such manufacturers or seller's warranty.

RBO, whose policy is one of continuous improvement, reserves the right to improve its products through changes in design or materials as it may deem desirable without being obligated to incorporate such changes in products previously sold.

This warranty is not intended to cover or include the following items, which are set forth by way of example and not limitation:

- A. Normal deterioration of trim, paint, lettering, appearance of items due to wear or exposure to weather, etc.
- B. Any damage or defect due to accident, misuse, abuse, operation exceeding rated loads, Improper or unauthorized repairs, failure to provide reasonable and necessary maintenance, or uses of which the equipment was not designed or intended.
- C. Alterations or modifications that affect performance, operations, or reliability.

It is expressly understood that RBO makes no implied or express warranty that RBO manufactured goods shall be fit for the purpose of lifting or moving people or for any other improper use. Field modification of this unit without the advice and written consent of the RBO Engineering Department will void all warranties and any guarantees pertaining to both purchased components used in the manufacture of this unit, as well as structurally fabricated parts supplied by RBO. Use of other than factory or factory authorized parts will render the warranty void.

## Products Covered

All Products carrying the Razorback Offroad® name. (All other products purchased from other manufacturers are limited to that manufacturer's warranty.)

## Notice to Owner or User

It is the responsibility of the owner or user to go to [www.razorbackoffroad.com](http://www.razorbackoffroad.com) to register your RBO product. By submitting the information within 15 days of your purchase, your warranty will be validated, ensuring that your equipment will be protected subject to the terms and conditions set out herein. In the event we need to contact you concerning your registered equipment, Product Updates, Service Bulletins, or Product Recalls, the information you have provided on the product registration form will ensure your immediate notification. Do your part and let us help you by filling out your product registration form. User should also read and understand all operations manuals pertaining to the product purchased. User should also consult with all manufacturer's operations manuals regarding the addition of aftermarket products to their machines to make sure that RBO products can be used without affecting the machine's performance and handling. When in doubt please consult with your local UTV dealer.

For more information regarding Safe operation of your Off-Road Vehicle Please go to [www.rohva.org](http://www.rohva.org) or similar organization.

## Installation Guidelines

Due to variances in mounting surfaces, RBO cannot provide explicit mounting requirements for every mounting option. These instructions are to serve only as a guideline. Final installation requirements are left to the discretion of a qualified installer.

### Assumption of Risk

RBO is a manufacturer of off-roading equipment and using off-roading equipment as well as UTV's, is by nature inherently dangerous. As a consequence, operators assume the risk of serious injury or death. RBO products are only intended to be used solely by operators who have the requisite training and experience who understand the proper use of the product.

### Inspection

RBO requires that each operator inspects products for any signs of paint cracking, metal fatigue or premature wear. Do not take chances with your life or other people's lives. Make sure all items are secured and in safe working order. Remove from service immediately if repairs are needed. Do not take chances.

### Paint, Powder Coated and Polished Finishes:

The RBO warranty does not cover coatings or finishes, powder coated products, galvanized products, zinc plated products, bare aluminum products, polished or non-polished stainless-steel products or finishes. This includes, but is not limited to, scratches, peeling, chipping, hazing, dulling of finish or surface.

### Securement

The operator must verify that all hardware is secure and tight. This includes, but is not limited to, mounting hardware, and retaining systems. It is the operator's responsibility to make sure that all items are in good working order. It is the installer's responsibility to ensure mounts are secure.

### Mix and Matching of different Manufacturer's Products

Only use Razorback Offroad® brand items with Razorback Offroad® when applicable. Only use Razorback Offroad® brand replacement parts for Razorback Offroad® brand products. Failure to do so may result in voiding any applicable warranty and serious bodily injury or death.

### RBO 100% Money Back Guarantee:

The RBO 100% Money back guarantee pertains to any Razorback Offroad® Branded product purchased online directly from Razorback Offroad®. If you are not 100% satisfied with the product for any reason, just return the product back to RBO and RBO will refund 100% of the purchase price of the product. In order to receive a refund for a product return, RBO must be notified in writing or via email within 30 days of product purchase that the user wishes to return the product. In order for a product to qualify for the 100% money-back guarantee, a claim must be filed within 30 days of purchase date. Once the product is returned to RBO, RBO will send a check to the user to cover the initial product cost less freight charges if any. This offer does not include freight or transportation cost (See Return Policy). It is the responsibility of the purchaser to pay all freight charges. In no way will RBO be responsible to refund freight cost to the end-user. If RBO determines that the product was blatantly destroyed or damaged due to negligence of the purchaser, this refund offer will be null and void. This warranty does not obligate RBO to bear the cost of labor or transportation charges in connection with the repair or replacement of any parts found to be defective, nor shall it apply to a product upon which repairs or alterations have been made unless authorized by RBO.

### Return Policy

The Purchaser, when returning a Product, must follow the following steps:

1. The Purchaser must have proof of purchase of any damaged Product. The Purchaser must obtain from Razorback Offroad® a Returned Merchandise Authorization (RMA) will be given along with the correct address where to ship the damaged product.
2. The Purchaser must pay all shipping costs to deliver the damaged Products to RBO and must send the damaged Product along with the RMA and proof of purchase together.
3. Upon receipt of damaged Product, RBO will determine whether the damaged Product is covered under the Limited Warranty. If it is, RBO will repair or replace the Product. If the Product is replaced, the Product that is originally returned by the Purchaser shall become the exclusive property of RBO. If the returned Product is not covered under the Limited Warranty, RBO will notify the Purchaser before taking any further action with regard to repair or replacement, which would be at the Purchaser's cost.
4. The customer is responsible to pay shipping charges to RBO for product inspection. RBO will pay return freight if the product is found to be under warranty using UPS Ground or equivalent.
5. If a customer would like to have their product returned overnight or via rapid freight methods, RBO will give customers the option to pay for rapid freight options.

## LIMITATION OF LIABILITY

Inventive Edge LLC dba Razorback® (RBO) total liability for any and all losses and damages arising out of any cause whatsoever shall in no event exceed the purchase price of the products or parts in respect of which such cause arises, whether such cause be based on theories of contract, negligence, strict liability, tort or otherwise. Inventive Edge LLC dba Razorback® (RBO) shall not be liable for incidental, consequential or punitive damages or other losses. Inventive Edge LLC dba Razorback® (RBO) shall not be liable for, and consumer assumes liability for, all personal injury and property damage connected with the handling, transportation, possession, installation, other use or resale of the product, whether used alone or in combination with any other product or material. If Inventive Edge LLC dba Razorback® (RBO) furnishes technical advice to consumer, whether or not at consumer's request, with respect to installation, application, or use of the product and/or its related parts, Inventive Edge LLC dba Razorback® (RBO) shall not be liable for such technical advice and buyer assumes all risks of such advice and the results thereof. NOTE: Some states do not allow the limitation or exclusion of incidental or consequential damages, so the above limitations or exclusions, wholly or partially, may not apply. The portions of this limited warranty and limitation of liability shall be considered severable and all portions that are not disallowed by applicable law shall remain in full force and effect.

### Duties and Taxes:

Import duties, taxes, and brokerage fees are not included in the product price or shipping and handling cost and it will be collected upon delivery from the carriers for certain packages. These charges are recipient's responsibility as we are only charging the transportation fee for the packages. You may check with your country's customs office to determine what these additional costs will be. Additionally, you may review below additional information for shipments shipping to Canada which can imply to other countries as well.

**Additional Information:** Below are some additional information regarding international shipments going to Canada you may reference as well as refer to sites such as [www.thefinalcost.com](http://www.thefinalcost.com) in order to get an estimate on these import costs.

### Fees for Canada orders:

#### Brokerage Fees

The brokerage fees are a processing fee charged by the shipping company. This fee includes filling in a customs form to indicate the contents and value of the shipment and calculating duty and taxes.

#### UPS

When UPS Customs Brokerage handles your imports, there is no Entry Preparation Fee for routine customs clearance of UPS Worldwide Express Plus, UPS Worldwide Express, UPS Worldwide Express Saver, and UPS Worldwide Expedited shipments, including up to five classification lines. Charges may apply for more complex customs clearance procedures.

(Source: [http://www.ups.com/content/ca/en/shipping/cost/zones/customs\\_clearance.html](http://www.ups.com/content/ca/en/shipping/cost/zones/customs_clearance.html))

#### Taxes

Each item entering Canada will be charged GST (General Sales Tax) and PST (Provincial Sales Tax – varies by province) based on the declared value.

\*Razorback Offroad will not declare any false information on the customs form to avoid or reduce these fees.

### What personal data we collect and why we collect it

#### Contact forms

When visitors leave comments on the site, we collect the data shown in the comments form, and also the visitor's IP address and browser user agent string to help spam detection.

---

## Cookies

If you leave a comment on our site, you may opt-in to saving your name, email address and website in cookies. These are for your convenience so that you do not have to fill in your details again when you leave another comment. These cookies will last for one year.

If you visit our login page, we will set a temporary cookie to determine if your browser accepts cookies. This cookie contains no personal data and is discarded when you close your browser.

When you log in, we will also set up several cookies to save your login information and your screen display choices. Login cookies last for two days, and screen options cookies last for a year. If you select “Remember Me”, your login will persist for two weeks. If you log out of your account, the login cookies will be removed.

If you edit or publish an article, an additional cookie will be saved in your browser. This cookie includes no personal data and simply indicates the post ID of the article you just edited. It expires after 1 day.

## Embedded content from other websites

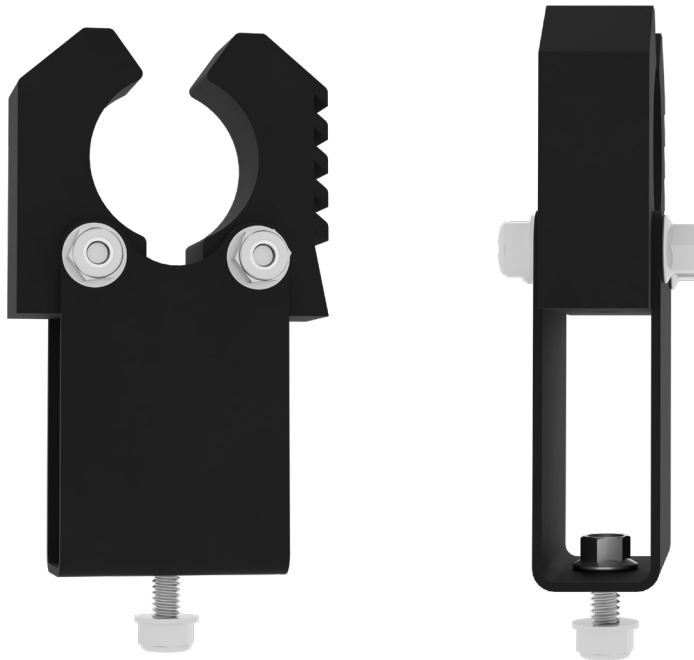
Articles on this site may include embedded content (e.g., videos, images, articles, etc.). Embedded content from other websites behaves in the exact same way as if the visitor has visited the other website.

These websites may collect data about you, use cookies, embed additional third-party tracking, and monitor your interaction with that embedded content, including tracking your interaction with the embedded content if you have an account and are logged in to that website.

# QUICK FIST MOUNT KIT

## RB012973

INCLUDED MOUNTING HARDWARE	TOOLS REQUIRED FOR INSTALLATION
<ul style="list-style-type: none"> <li>- (2) Quick Fist Clamps</li> <li>- (6) 1/4" - 20 Nylon Flange nut</li> <li>- (4) 1/4" - 20 x 1-1/4" Hex Flange Bolt</li> <li>- (2) 1/4" - 20 x 1" Hex Flange Bolt</li> </ul>	<ul style="list-style-type: none"> <li>- 3/8" Socket</li> <li>- 7/16" Socket</li> </ul>



Failure to follow the safety guidelines listed may result in voiding any applicable warranty, serious bodily injury, or death. It is very important that you properly fill out your product registration form at [razorbackoffroad.com/product-registration/](https://razorbackoffroad.com/product-registration/) to register your equipment. By submitting the information within 15 days of your purchase, your warranty will be validated, ensuring that your equipment will be protected subject to the terms and conditions set out herein. In the event we need to contact you concerning your registered equipment, Product Updates, Service Bulletins, or Product Recalls, the information you have provided on the product registration form will ensure your immediate notification. Do your part and let us help you by filling out your product registration form.



# SAFETY INFORMATION

---

This manual is supplied for the RBO unit to better familiarize the owner/operator with proper operation and maintenance procedures. The information contained in this manual must be thoroughly understood by all operating and maintenance personnel to ensure the protection of the operator of this unit and to prolong the unit's working life.

## MIXING & MATCHING PRODUCTS

Only use RBO brand replacement parts for RBO brand products.

## ALWAYS FOLLOW STATE & LOCAL GUIDELINES!

RBO requires that each operator of a truck or transport vehicle perform a detailed circle check before and after each use of the truck or transport vehicle.

This inspection must include the power unit, the towing unit, and all items installed on the unit.

Do not take chances with your life or other people's lives.

Make sure all items are secured and in safe working order.

Always inspect products for any signs of paint cracking, metal fatigue or premature wear.

Maintain a visual inspection along with grabbing the products and wiggling or pulling on it to make sure there is no way anything can become dislodged from its mount.

Remove from service immediately if repairs are needed. Do not take chances.

## SAFETY & PRECAUTIONS

Before inspecting, operating, or performing maintenance on this product.

Read the manual thoroughly and fully understand the contents.

Keep this manual in a safe, designated place for future reference!

Due to variances in manufacturers and mounting surfaces, RBO cannot provide explicit mounting requirements for every mounting option.

These instructions are to serve only as a guideline.

Final installation requirements are left to the discretion of a qualified installer.

Always mount at a flat, level surface. Do not mount at an angle!

## SECUREMENT

It is the driver / operator's responsibility to ensure that nothing can come loose from any part of the truck or transport vehicle, or the vehicle being towed.

It is the operator's responsibility to make sure that all items are in good working order and are properly secured!

## MODIFICATION

DO NOT modify or tamper with any RBO product. Doing so will void any applicable warranty and may result in serious injury or death.

Warranties will be voided if any RBO Product is modified or tampered with!

## INSPECTION

Failure to follow the safety guidelines listed may result in voiding any applicable warranty, serious bodily injury, or death.

It is very important that you properly fill out your product registration form at [razorbackoffroad.com/product-registration/](http://razorbackoffroad.com/product-registration/) to register your equipment. By submitting the information within 15 days of your purchase, your warranty will be validated, ensuring that your equipment will be protected subject to the terms and conditions set out herein. In the event we need to contact you concerning your registered equipment, Product Updates, Service Bulletins, or Product Recalls, the information you have provided on the product registration form will ensure your immediate notification. Do your part and let us help you by filling out your product registration form.

# INSTALLATION

---

FOR INSTALLATION VIDEOS,  
CHECK OUT RAZORBACK OFFROAD YOUTUBE:  
<https://youtu.be/MbNti1kNUU4>

---

## STEP 1

**Select Standoff Bracket to use**

- The kit comes with 3 sizes but can be mixed and matched to stagger offsets.

## STEP 2

**Install Brackets to any Flat Surface Using The Provided Hardware**

- (2) 1/4" - 20 Nylon Insert Flange Nut.
- (2) 1/4" - 20 x1" Hex Flange Bolt.

## STEP 3

**Install Rubber Quick Fist Clamp Using The Provided Hardware**

- (4) 1/4" - 20 Nylon Insert Flange Nut.
- (4) 1/4" - 20 x1" - 1/4" Hex Flange Bolt.

## STEP 4

**Check that all hardware is tight**

- Go back through and tighten down anything that is not tightened
- Secure tool of your choice using quick fist strap

Please reach out for any questions. Follow us on our Facebook page and subscribe to see upcoming content and products. "We thank you for choosing RBO to maximize your off-roading experience. Have a nice day".

# MAINTENANCE

---

It is the operator's responsibility to inspect before each use. 

## Visual Inspection

Before each use, perform a thorough visual inspection of the unit and all accessories.

Inspect for:

- Evidence of physical damage such as cracking
- Bending
- Deformation of plates and welds
- Cracking or flaking of powder coat or paint
- Loose rivets or bolts

If any unusual conditions exist, contact Razorback Offroad® and remove the equipment from service immediately. Repair or replace the necessary components with RBO certified parts. Only use Razorback Offroad® approved replacement parts. Failure to do so could result in damage, injury or death!




Failure to follow the safety guidelines listed may result in voiding any applicable warranty, serious bodily injury, or death. It is very important that you properly fill out your product registration form at [razorbackoffroad.com/product-registration/](https://razorbackoffroad.com/product-registration/) to register your equipment. By submitting the information within 15 days of your purchase, your warranty will be validated, ensuring that your equipment will be protected subject to the terms and conditions set out herein. In the event we need to contact you concerning your registered equipment, Product Updates, Service Bulletins, or Product Recalls, the information you have provided on the product registration form will ensure your immediate notification. Do your part and let us help you by filling out your product registration form.

# PRODUCT REGISTRATION

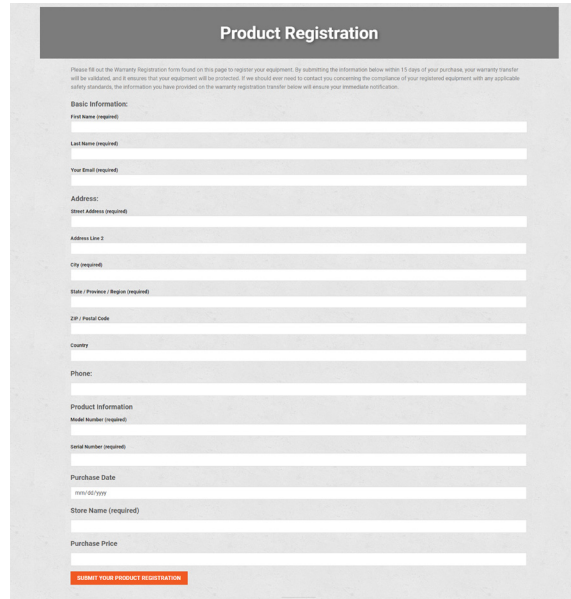
GO TO **[RAZORBACKOFFROAD.COM/PRODUCT-REGISTRATION](https://razorbackoffroad.com/product-registration)**  
FOR PRODUCT REGISTRATION ITS AS EASY AS THESE 3 STEPS!

1

 **[razorbackoffroad.com/PRODUCT-REGISTRATION/](https://razorbackoffroad.com/PRODUCT-REGISTRATION/)**

IN YOUR BROWSER, NAVIGATE TO: **<https://razorbackoffroad.com/PRODUCT-REGISTRATION/>**

2



**Product Registration**

Please fill out the Warranty Registration form based on this page to register your equipment. By submitting the information below within 15 days of your purchase, your warranty transfer will be validated, and it ensures that your equipment will be protected. If we should ever need to contact you concerning the compliance of your registered equipment with any applicable safety standards, the information you have provided on the warranty registration transfer notice will ensure your immediate notification.

**Basic Information:**

First Name (required)

Last Name (required)

Your Email (required)

**Address:**

Street Address (required)

Address Line 2

City (required)

State / Province / Region (required)

ZIP / Postal Code

Country

Phone:

**Product Information:**

Model Number (required)

Serial Number (required)

Purchase Date

mm/dd/yyyy

Store Name (required)

Purchase Price

**SUBMIT YOUR PRODUCT REGISTRATION**

COMPLETE THE FORM LOCATED ON THE PRODUCT REGISTRATION PAGE.

3

Thank you for your message. It has been sent.

After completing the form, click on the “SUBMIT YOUR PRODUCT REGISTRATION” button and you’re all set!

It is very important that you properly fill out your product registration form at [razorbackoffroad.com/product-registration](https://razorbackoffroad.com/product-registration) (follow the screenshots above) to register your equipment. By submitting the information within 15 days of your purchase, your warranty will be validated, ensuring that your equipment will be protected subject to the terms and conditions set out herein. In the event we need to contact you concerning your registered equipment, Product Updates, Service Bulletins, or Product Recalls, the information you have provided on the product registration form will ensure your immediate notification. Do your part and let us help you by filling out your product registration form. Please fill out the product registration form at [registration.intheditch.com](https://registration.intheditch.com) within 15 days after purchase. This validates the warranty transfer and is essential for your protection. If RBO should ever need to contact you concerning compliance of your RBO equipment with any applicable safety standards, the information you have provided on the product registration form will ensure your immediate notification.

In the event you were not the original purchaser of the product, we still need you to register your In Razorback Offroad Products.

PLEASE TAKE THE TIME TO FILL OUT THE PRODUCT WARRANTY FORM.  
GO TO **[RAZORBACKOFFROAD.COM/PRODUCT-REGISTRATION](https://razorbackoffroad.com/product-registration)**