



POLARIS
RANGER® & Bobcat®
UTILITY CARGO RACK
P R O D U C T M A N U A L



**Part Numbers: RBO5145
and RBO5145-B**



PRODUCT MANUAL INFORMATION

INTRODUCTION

Everyone here at Razorback Offroad™ would like to thank you for your recent purchase of one of our products, and tell you congratulations! Our passion is to provide our customers with the best products and parts money can buy! Without support from valued customers such as yourselves, our business, as well as the people who work for it, wouldn't survive. We hope you find our products useful and get the most out of every experience with them. Thank you!




ATTENTION


This manual should be read carefully. It contains important information that needs to be fully understood and followed in order to ensure that the Razorback Offroad products discussed in this manual are used properly to ensure the safety of all persons (e.g. operators, customers, bystanders).


MIXING & MATCHING PRODUCTS

- Only use Razorback Offroad brand replacement parts for your Razorback Offroad products.


• ALWAYS FOLLOW STATE & LOCAL GUIDELINES!

 **SECUREMENT** It is the driver's / operator's responsibility to ensure that nothing can come loose from any part of their vehicle. It is the operator's responsibility to make sure that all items are in good working order and are properly secured!

 **MODIFICATION** **DO NOT** modify or tamper with any RBO product. Doing so will void any applicable warranty and may result in serious injury or death. • Warranties will be voided if any RBO Product is modified or tampered with!

 **INSPECTION** RBO requires that each operator of a vehicle perform a detailed circle check before and after each use of the vehicle. This inspection must include the power unit, the vehicle, and all items installed on the vehicle.

- Do not take chances with your life or other people's lives. Make sure all items are secured and in safe working order.
- Always inspect products for any signs of paint cracking, metal fatigue or premature wear.
- Maintain a visual inspection along with grabbing the product and wiggling or pulling on it to make sure there is no way anything can become dislodged from the machine.
- Remove from service immediately if repairs are needed. Do not take chances.

 **WARNING** Operating, servicing, and maintaining a passenger vehicle or off-road vehicle can expose you to chemicals including engine exhaust, carbon monoxide, phthalates, and lead, which are known to the State of California to cause cancer and birth defects or other reproductive harm. To minimize exposure, avoid breathing exhaust, do not idle the engine except as necessary, service your vehicle in a well-ventilated area, and wear gloves or wash your hands frequently when servicing your vehicle.

For more information go to www.P65Warnings.ca.gov/passenger-vehicle

TERMS & CONDITIONS

RBO0166R1

LIMITATION ON WARRANTY

Inventive Edge, LLC dba RazorBack Offroad™ (also referred to herein as RBO) warrants to the original purchaser that each new RazorBack Offroad™ (RBO) product will be free from defects in material and workmanship for a period of twelve (12) months from date of purchase.

RBO's obligation under this warranty, statutory or otherwise, is limited to the repair or replacement at the RBO factory, or at a point designated by RBO, of such part or parts as shall appear upon inspection by RBO to be defective in material or workmanship. In no event shall RBO accept such notification later than twelve (12) months from date of purchase. This warranty is not transferable.

Except as expressly set forth in this warranty, RBO makes no other warranty, express or implied, and hereby disclaims all other warranties including, but not limited to, the implied warranties of merchantability and fitness for a particular purpose. RBO shall in no event be liable for claimed downtime, claimed loss of profits or goodwill, or any other special, incidental, indirect, or consequential damages concerning or relating to any product or parts, whether based on negligence, strict liability, breach of contract, breach of warranty, misrepresentation, or any other legal theory, regardless of whether the loss resulted from any general or particular requirement which RBO knew or had reason to know about at the time of sale.

RBO makes no warranty, express or implied, as to the finished products manufactured or supplied by another manufacturer and supplied by RBO to purchaser, including, but not limited to, any boat or vehicle to which an RBO product may be affixed or any accessories, and RBO expressly disclaims any implied warranties of merchantability and fitness for a particular purpose as to such equipment or products. This language shall in no way affect or diminish the rights of the purchaser to rely on such warranties as are extended by such manufacturers or supplies. RBO shall, to the extent permitted under applicable law, pass on to the purchaser such manufacturer's or seller's warranty.

RBO, whose policy is one of continuous improvement, reserves the right to improve its products through changes in design or materials as it may deem desirable without being obligated to incorporate such changes in products previously sold.

This warranty is not intended to cover or include the following items, which are set forth by way of example and not limitation:

- Normal deterioration of trim, paint, lettering, appearance of items due to wear or exposure to weather, etc.
- Any damage or defect due to accident, misuse, abuse, operation exceeding rated loads, Improper or unauthorized repairs, failure to provide reasonable and necessary maintenance, or uses of which the equipment was not designed or intended.
- Alterations or modifications that affect performance, operations, or reliability.

Products Covered

All Products carrying the Razorback Offroad™ (RBO) name. (All other products purchased from other manufacturers are limited to that manufacturer's warranty.)

RBO 100% Money Back Guarantee:

The RBO 100% Money back guarantee pertains to any Razorback Offroad™ (RBO) Branded product purchased online directly from RBO. If you are not 100% satisfied with the product for any reason, just return the product back to RBO and RBO will refund 100% of the purchase price of the product. In order to receive refund for product return, RBO must be notified in writing or via email within 30 days of product purchase that user wishes to return product. In order for a product to qualify for the 100% money back guarantee, claim must be filed within 30 days of purchase date. Once the product is returned to RBO, RBO will send a check to the user to cover the initial product cost less freight charges if any. This offer does not include freight or transportation cost (See Return Policy). It is the responsibility of the purchaser to pay all freight charges. In no way will RBO be responsible to refund freight cost to end user. If RBO determines that the product was blatantly destroyed or damaged due to negligence of the purchaser, this refund offer will be null and void.

This warranty does not obligate RBO to bear the cost of labor or transportation charges in connection with the repair or replacement of any parts found to be defective, nor shall it apply to a product upon which repairs or alterations have been made unless authorized by RBO.

Return Policy

The Purchaser, when returning a Product, must follow the following steps:

1. The Purchaser must have proof of purchase of any damaged Product. The Purchaser must obtain from Razorback Offroad™ (RBO) a Returned Merchandise Authorization (RMA) will be given along with the correct address where to ship the damaged product.
2. The Purchaser must pay all shipping costs to deliver the damaged Products to RBO and must send the damaged Product along with the RMA and proof of purchase together.
3. Upon receipt of damaged Product, RBO will determine whether the damaged Product is covered under the Limited Warranty. If it is, RBO will repair or replace the Product. If the Product is replaced, the Product that is originally returned by the Purchaser shall become the exclusive property of RBO. If the returned Product is not covered under the Limited Warranty, RBO will notify the Purchaser before taking any further action with regard to repair or replacement, which would be at the Purchaser's cost.
4. Customer is responsible to pay shipping charges to RBO for product inspection. RBO will pay return freight if product is found to be under warranty using UPS Ground or equivalent.
5. If customer would like to have their product returned overnight or via rapid freight methods, RBO will give customer the option to pay for rapid freight options.

Notice to Owner or User

It is the responsibility of the Owner or User to go to our Product Registration page to register your RBO product. Failure to register product will void any expressed or implied warranties of RBO products. Filling out your online warranty registration is very important in the event that RBO should ever need to contact you concerning the compliance of your registered equipment with any applicable safety standards, the information you have provided on the warranty registration transfer below will ensure your immediate notification. User should also read and understand all operations manuals pertaining to the product purchased. User should also consult with all manufacturer's operations manuals regarding the addition of aftermarket products to their machines to make sure that RBO products can be used without affecting the machine's performance and handling. When in doubt please consult with your local UTV dealer.

For more information regarding Safe operation of your Off-Road Vehicle Please go to www.rohva.org or similar organization.

LIMITATION OF LIABILITY

RBO's total liability for any and all losses and damages arising out of any cause whatsoever shall in no event exceed the purchase price of the products or parts in respect of which such cause arises, whether such cause be based on theories of contract, negligence, strict liability, tort or otherwise. Inventive Edge LLC shall not be liable for incidental, consequential or punitive damages or other losses. Inventive Edge LLC shall not be liable for, and consumer assumes liability for, all personal injury and property damage connected with the handling, transportation, possession, installation, other use or resale of the product, whether used alone or in combination with any other product or material. If Inventive Edge LLC furnishes technical advice to consumer, whether or not at consumer's request, with respect to installation, application, or use of the product and/or its related parts, Inventive Edge LLC shall not be liable for such technical advice and buyer assumes all risks of such advice and the results thereof.

NOTE: Some states do not allow the limitation or exclusion of incidental or consequential damages, so the above limitations or exclusions, wholly or partially, may not apply. The portions of this limited warranty and limitation of liability shall be considered severable and all portions that are not disallowed by applicable law shall remain in full force and effect.

Never ride beyond your ability. Off-road vehicles can be hazardous to operate and are not intended for on-road use. Driver must be at least 16 years old with a valid driver's license to operate. Passengers, if permitted, must be at least 12 years old. All drivers should always wear helmets, eye protection, and protective clothing. Always use seat belts and cab nets or doors (as equipped). Never engage in stunt driving, and avoid excessive speeds and sharp turns. Riding and alcohol/drugs don't mix. All riders should take a safety training course. Check local laws before riding on trails.

Duties and Taxes:

Import duties, taxes, and brokerage fees are not included in the product price or shipping and handling cost and it will be collected upon delivery from the carriers for certain packages. These charges are recipient's responsibility as we are only charging the transportation fee for the packages. You may check with your country's customs office to determine what these additional costs will be. Additionally, you may review below additional information for shipments shipping to Canada which can imply to other countries as well.

Additional Information: Below are some additional information regarding international shipments going to Canada you may reference as well as refer to sites such as www.thefinalcost.com in order to get an estimate on these import costs.

Fees for Canada orders:

Brokerage Fees

The brokerage fees are a processing fee charged by the shipping company. This fee includes filling in a customs form to indicate the contents and value of the shipment and calculating duty and taxes.

UPS

When UPS Customs Brokerage handles your imports, there is no Entry Preparation Fee for routine customs clearance of UPS Worldwide Express Plus, UPS Worldwide Express, UPS Worldwide Express Saver, and UPS Worldwide Expedited shipments, including up to five classification lines. Charges may apply for more complex customs clearance procedures.

(Source: http://www.ups.com/content/ca/en/shipping/cost/zones/customs_clearance.html)

Taxes

Each item entering Canada will be charged GST (General Sales Tax) and PST (Provincial Sales Tax – varies by province) based on the declared value.

*Razorback Offroad will not declare any false information on the customs form to avoid or reduce these fees.


POLARIS
RANGER[®] *UTILITY CARGO RACK*

PART#	DESCRIPTION
RB05145	POLARIS RANGER [™] UTILITY RACK [™] (MOUNTING HARDWARE INCLUDED)



The Polaris Ranger Utility Cargo Rack by Razorback Offroad has unlimited uses. For those of you who want a Polaris Ranger Duck hunting rack or Deer hunting rack we got you covered. The Upper Cargo Tray is large enough to carry your decoys, coolers, etc. and gives you room in the bed for your dogs. When it comes to versatility for your Polaris Ranger around the Farm, it doesn't get any better than our Polaris Ranger rear bed Storage rack. We have given you 72 total Tie Down slots where you can secure a Bungee or piece of rope to tie your cargo down to our Ranger Rack. We also know how important it is to have your shovel and other tools with you no matter where you are. That's why we have made 16 different mounting options for our "It Fits"[™] Accessories mounts. This rack allows you to maintain the tilt bed function of your vehicle.

 **Failure to follow the safety guidelines listed may result in voiding any applicable warranty, serious bodily injury, or death.**

 It is very important that you properly fill out your product registration form at razorbackoffroad.com/product-registration/ to register your equipment. By submitting the information within 15 days of your purchase, your warranty will be validated, ensuring that your equipment will be protected subject to the terms and conditions set out herein. In the event we need to contact you concerning your registered equipment, Product Updates, Service Bulletins, or Product Recalls, the information you have provided on the product registration form will ensure your immediate notification. Do your part and let us help you by filling out your product registration form.




INCLUDED MOUNTING HARDWARE

- 1.5" Plastic End Plug (2)
- Grip Pro ATV Anchors (4)
- 5/16" X 2-1/2" Bolt (4)
- 5/16"-20 X 5.5" Cap Screw (2)
- 5/16" Nylock Nut (2)
- 1.5" Plastic End Plug (2)
- 1/4"-20 x 3/4" - Hex Flange Bolt (11)
- 1/4"-20 Flange Nylock (21)
- 1/4"-20x3/4" Carriage Bolt (10)
- Large Rubber Plugs w/ Threads (4)
- Rubber Plug Washers (4)
- 3/8" X 1-1/2" Fender Washers (6)

TOOLS REQUIRED FOR INSTALLATION

- 1/2" End Wrench /Socket
- 7/16" End Wrench/Socket
- 3/8" End Wrench/Socket

 **Failure to follow the safety guidelines listed may result in voiding any applicable warranty, serious bodily injury, or death.**

 It is very important that you properly fill out your product registration form at razorbackoffroad.com/product-registration/ to register your equipment. By submitting the information within 15 days of your purchase, your warranty will be validated, ensuring that your equipment will be protected subject to the terms and conditions set out herein. In the event we need to contact you concerning your registered equipment, Product Updates, Service Bulletins, or Product Recalls, the information you have provided on the product registration form will ensure your immediate notification. Do your part and let us help you by filling out your product registration form.




Bobcat[®] *UTILITY CARGO RACK*

PART#	DESCRIPTION
RB05145-B	BOBCAT [™] UTILITY CARGO RACK [™] (MOUNTING HARDWARE INCLUDED)



The Bobcat Utility Cargo Rack by Razorback Offroad has unlimited uses. For those of you who want a Bobcat UTV Duck hunting rack or Deer hunting rack we got you covered. The Upper Cargo Tray is large enough to carry your decoys, coolers, etc. and gives you room in the bed for your dogs. When it comes to the versatility for your Bobcat Side x Side around the Farm, it doesn't get any better than our Bobcat Utility Vehicle rear bed Storage rack. We have given you 72 total Tie Down slots where you can secure a Bungee or piece of rope to tie your cargo down to your Bobcat UTV. We also know how important it is to have your shovel and other tools with you no matter where you are. That's why we have made 16 different mounting options for our "It Fits"[™] Accessories mounts. Never before has a Bobcat Cargo rack offered so many options for mounting and securing, Fuel Jugs, Coolers, Rotopax, Fuelpax, Shovels, Hammers, Ropes, Chain Saws, wood, rafts, etc. the list just goes on and on. Just imagine how organized you can be on the trail, job site or farm with so many options for mounting your UTV accessories. We also offer an optional spare tire mount that has 2 different mounting options inside of the bed and holds all sizes of tires. When it comes to securing items in the bed of your Bobcat UTV we made it simple by building 16 tie-down points into the Bobcat Utility Vehicle Bed Rails. These rails are an integrated part of the Ranger rack so they have the strength to keep cargo in its place. This is one tough Polaris Ranger Storage rack. We built the sides from 1.5" steel tubing and then powder coated them in our Tuff Coat Black Finish. The upper Cargo Tray is made from 1/8" thick military-grade aluminum and has an inside dimension of 18-3/4" deep x 52" wide and 4" Tall with 48 tie-down slots so you can tie down about anything. Removing the rack takes just minutes and goes back on as easily as it comes off. Designed to fit a wide range of Bobcat Side X Sides, this rack is a perfect, Bobcat UV34 Diesel Cargo Rack, Bobcat UV34XL Utility Rack, BobcatUV34 Duck Hunting Rack, and Bobcat UV34XL Diesel Bed Storage Rack. Saying this rack is not only USA made but USA invented and sold is something we are damn proud of and you should be too.

 **Failure to follow the safety guidelines listed may result in voiding any applicable warranty, serious bodily injury, or death.**

 It is very important that you properly fill out your product registration form at razorbackoffroad.com/product-registration/ to register your equipment. By submitting the information within 15 days of your purchase, your warranty will be validated, ensuring that your equipment will be protected subject to the terms and conditions set out herein. In the event we need to contact you concerning your registered equipment, Product Updates, Service Bulletins, or Product Recalls, the information you have provided on the product registration form will ensure your immediate notification. Do your part and let us help you by filling out your product registration form.




INCLUDED MOUNTING HARDWARE

- 1.5" Plastic End Plug (2)
- Grip Pro ATV Anchors (4)
- 5/16" X 2-1/2" Bolt (4)
- 5/16"-20 X 5.5" Cap Screw (2)
- 5/16" Nylock Nut (2)
- 1.5" Plastic End Plug (2)
- 1/4"-20 x 3/4" - Hex Flange Bolt (11)
- 1/4"-20 Flange Nylock (21)
- 1/4"-20x3/4" Carriage Bolt (10)
- Large Rubber Plugs w/ Threads (4)
- Rubber Plug Washers (4)
- 3/8" X 1-1/2" Fender Washers (6)

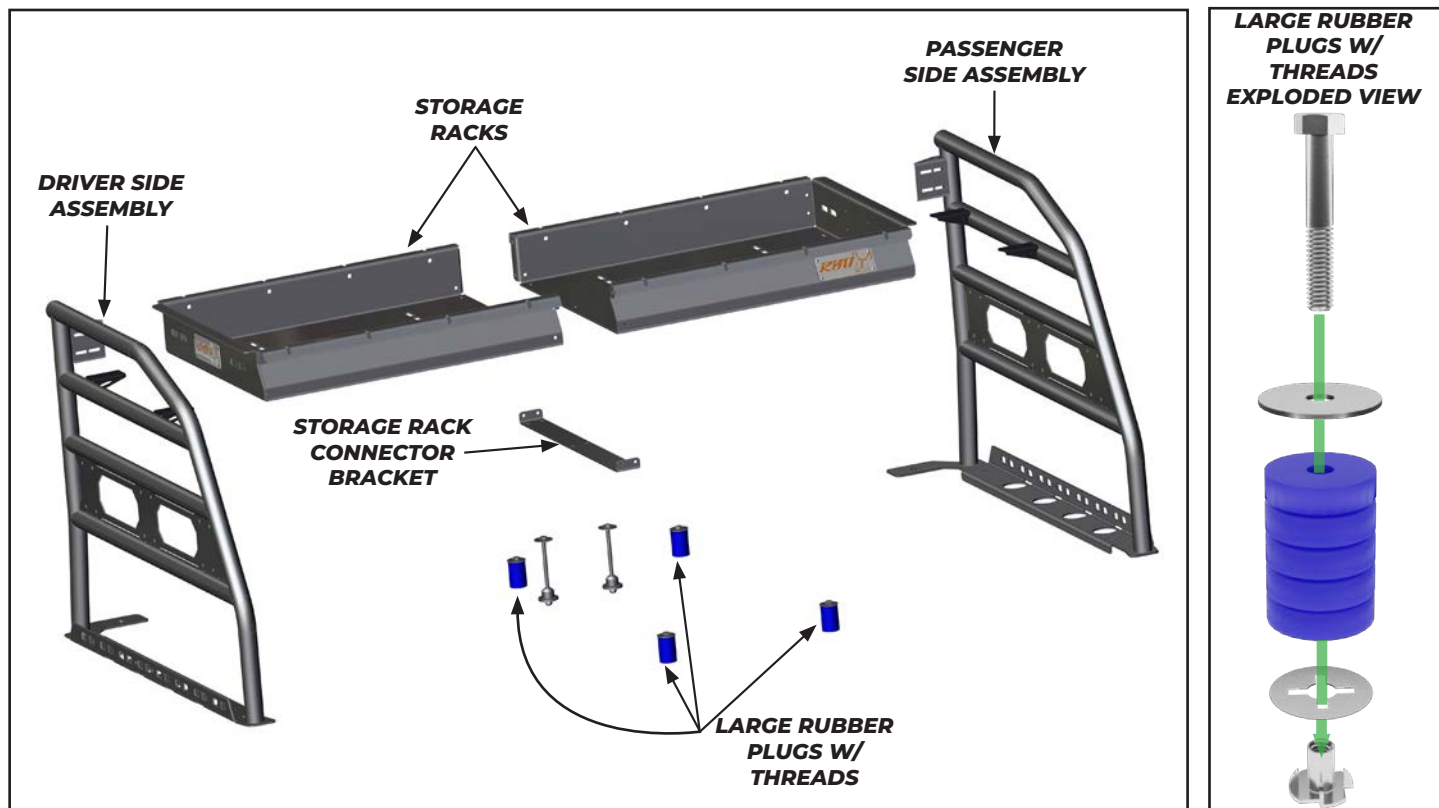
TOOLS REQUIRED FOR INSTALLATION

- 1/2" End Wrench /Socket
- 7/16" End Wrench/Socket
- 3/8" End Wrench/Socket

 **Failure to follow the safety guidelines listed may result in voiding any applicable warranty, serious bodily injury, or death.**

 It is very important that you properly fill out your product registration form at razorbackoffroad.com/product-registration/ to register your equipment. By submitting the information within 15 days of your purchase, your warranty will be validated, ensuring that your equipment will be protected subject to the terms and conditions set out herein. In the event we need to contact you concerning your registered equipment, Product Updates, Service Bulletins, or Product Recalls, the information you have provided on the product registration form will ensure your immediate notification. Do your part and let us help you by filling out your product registration form.

installation instructions



The following are general instructions for installation of the POLARIS RANGERTM UTILITY CARGO RACKTM and the BOBCATTM UTILITY CARGO RACKTM.

Fig. 1

RBO recommends using two people for install.

Install "large rubber plugs w/ threads" on to "Side Assemblies"

5/16" X 2-1/2" Bolts (4)

3/8" X 1-1/2" Fender Washers (4)

Large Rubber Plugs w/ Threads (4)

Rubber Plug Washers (4)

Do not fully tighten the Large Rubber Plugs W/ Threads

See Fig. 1 and Fig 1-A

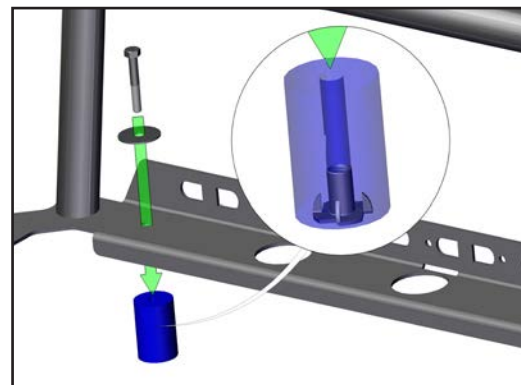
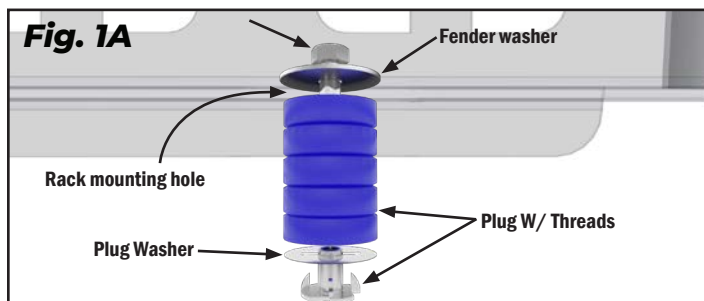


Fig. 1A

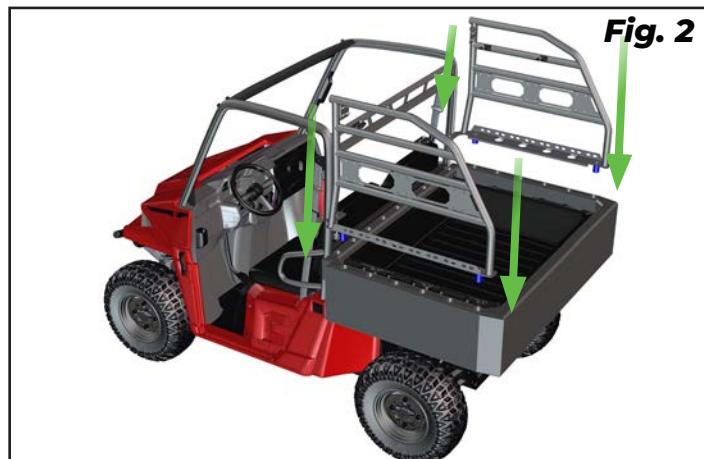


⚠ Failure to follow the safety guidelines listed may result in voiding any applicable warranty, serious bodily injury, or death.

⚠ It is very important that you properly fill out your product registration form at razorbackoffroad.com/product-registration/ to register your equipment. By submitting the information within 15 days of your purchase, your warranty will be validated, ensuring that your equipment will be protected subject to the terms and conditions set out herein. In the event we need to contact you concerning your registered equipment, Product Updates, Service Bulletins, or Product Recalls, the information you have provided on the product registration form will ensure your immediate notification. Do your part and let us help you by filling out your product registration form.

Install “Side Assemblies” on the vehicle’s chosen side bed mounting holes.

See Fig. 2 and Fig. 2-A



Tighten the “Large Rubber Plugs W/ Threads” into the mounting holes to secure the “Side Assemblies” to the vehicle

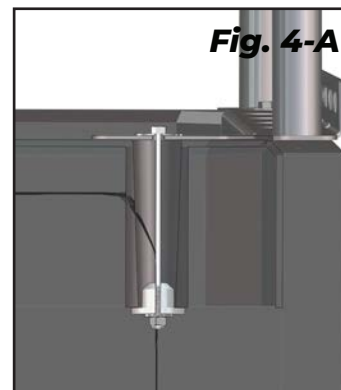
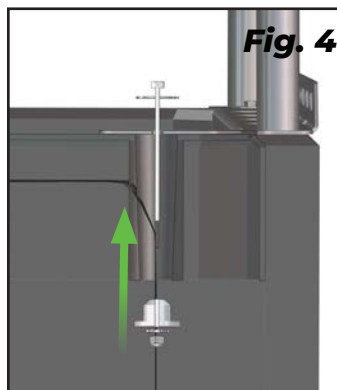
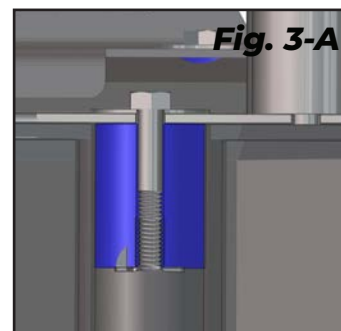
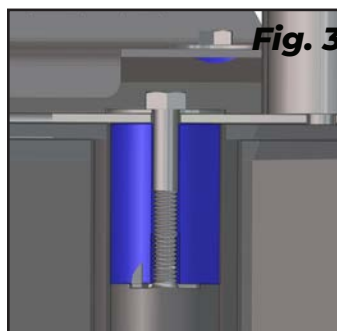
See Fig. 3 and Fig. 3-A



Install the front mounting anchors using


- 5/16” X 5.5” Hex Bolt (2)
- 5/16” Nylock Flange Nuts (2)
- 3/8” X 1-1/2” Fender Washers (2)
- Mounting Plugs (2)

See Fig. 4 and Fig. 4-A



- Do not over tighten as it could damage the mounting plug

 **Failure to follow the safety guidelines listed may result in voiding any applicable warranty, serious bodily injury, or death.**

 It is very important that you properly fill out your product registration form at razorbackoffroad.com/product-registration/ to register your equipment. By submitting the information within 15 days of your purchase, your warranty will be validated, ensuring that your equipment will be protected subject to the terms and conditions set out herein. In the event we need to contact you concerning your registered equipment, Product Updates, Service Bulletins, or Product Recalls, the information you have provided on the product registration form will ensure your immediate notification. Do your part and let us help you by filling out your product registration form.

Connect the two Storage Rack sections together by installing the Storage Rack Connector Bracket with

- 1/4" - 20 X 3/4" Carriage Bolt (10)
- 1/4" Flanged Nylock Nuts (10)

Use a 7/16" Box wrench or Socket

See Fig. 5 and Fig. 5-A




Fig. 5




Fig. 5-A

Place storage rack into place and secure using

- 1/4" - 20 x 3/4" Hex Flange Bolt (8)
- 1/4" Flanged Nylock Nut (8)

See Fig. 6 and Fig. 6-A



Fig. 6





Fig. 6-A

⚠ Failure to follow the safety guidelines listed may result in voiding any applicable warranty, serious bodily injury, or death.

⚠ It is very important that you properly fill out your product registration form at razorbackoffroad.com/product-registration/ to register your equipment. By submitting the information within 15 days of your purchase, your warranty will be validated, ensuring that your equipment will be protected subject to the terms and conditions set out herein. In the event we need to contact you concerning your registered equipment, Product Updates, Service Bulletins, or Product Recalls, the information you have provided on the product registration form will ensure your immediate notification. Do your part and let us help you by filling out your product registration form.

Tie Down Points


The Polaris Ranger™ Utility Cargo Rack™ and the BOBCAT™ UTILITY CARGO RACK™ have multiple different tie-down points. This gives you many options on how to secure any load.



“It Fits™” Mounting System



With the “It Fits™” mounting system you can quickly and easily install any RBO accessory with the “It Fits™” icon. This rack comes with everything you need to install it on your machine without drilling or modifying your machine.

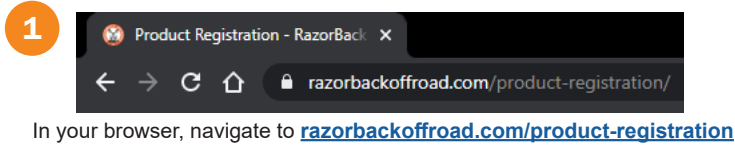


The Polaris Ranger™ Utility Cargo Rack™ and the Bobcat™ Utility Cargo Rack™ have 16 “It Fits™” mounting locations. You can mount “It Fits™” accessories on both the outside and inside of the side mounting locations as well as top and bottom of the locations in the storage basket.


⚠ Failure to follow the safety guidelines listed may result in voiding any applicable warranty, serious bodily injury, or death.

⚠ It is very important that you properly fill out your product registration form at razorbackoffroad.com/product-registration/ to register your equipment. By submitting the information within 15 days of your purchase, your warranty will be validated, ensuring that your equipment will be protected subject to the terms and conditions set out herein. In the event we need to contact you concerning your registered equipment, Product Updates, Service Bulletins, or Product Recalls, the information you have provided on the product registration form will ensure your immediate notification. Do your part and let us help you by filling out your product registration form.

Go to **[RAZORBACKOFFROAD.COM/PRODUCT-REGISTRATION](https://razorbackoffroad.com/product-registration)**
for product registration
ITS AS EASY AS THESE 3 STEPS!



2



Product Registration

Please fill out the Warranty Registration form found on this page to register your equipment. By submitting the information below within 15 days of your purchase, your warranty transfer will be validated, and it ensures that your equipment will be protected. If we should ever need to contact you concerning the compliance of your registered equipment with any applicable safety standards, the information you have provided on the warranty registration transfer below will ensure your immediate notification.

Basic Information:

First Name (required)

Last Name (required)

Your Email (required)

Address:

Street Address (required)

Address Line 2

City (required)

State / Province / Region (required)

ZIP / Postal Code

Country

Phone:

Product Information:

Model Number (required)

Serial Number (required)

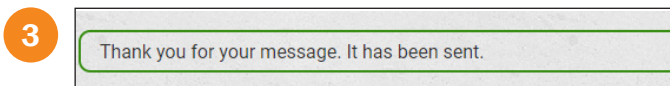
Purchase Date

Store Name (required)

Purchase Price

SUBMIT YOUR PRODUCT REGISTRATION

Complete the form located on the product registration page.



After completing the form, click on the "SUBMIT YOUR PRODUCT REGISTRATION" button and you're all set!

It is very important that you properly fill out your product registration form at razorbackoffroad.com/product-registration (follow the screenshots above) to register your equipment. By submitting the information within 15 days of your purchase, your warranty will be validated, ensuring that your equipment will be protected subject to the terms and conditions set out herein. In the event we need to contact you concerning your registered equipment, Product Updates, Service Bulletins, or Product Recalls, the information you have provided on the product registration form will ensure your immediate notification. Do your part and let us help you by filling out your product registration form. Please fill out the product registration form at razorbackoffroad.com/product-registration within 15 days after purchase. This validates the warranty transfer and is essential for your protection. If RBO should ever need to contact you concerning compliance of your RBO equipment with any applicable safety standards, the information you have provided on the product registration form will ensure your immediate notification.

In the event you were not the original purchaser of the product, we still need you to register your Razorback Offroad product.

PLEASE TAKE THE TIME TO FILL OUT THE PRODUCT WARRANTY FORM.

GO TO: [RAZORBACKOFFROAD.COM/PRODUCT-REGISTRATION](https://razorbackoffroad.com/product-registration)

IF YOU HAVE ANY QUESTIONS PLEASE CALL RAZORBACK OFFROAD: [1-208-696-7230](tel:1-208-696-7230)